


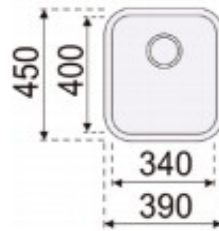
BACIAS

DESIGNAÇÃO DO PRODUTO

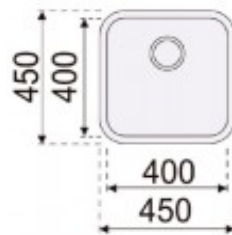
REF.		€
MBCS34X40I	1	
MBCS40X40I	1	
MBCS45X40I	1	
MBCS50X40I	1	
MBCA40X40I	1	



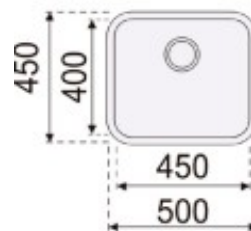
- Bacia SIGMA US3440
- Acabamento: Inox
- Válvula Manual



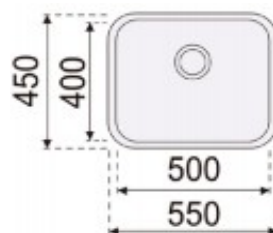
- Bacia SIGMA US4040
- Acabamento: Inox
- Válvula Manual



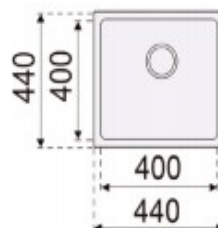
- Bacia SIGMA US4540
- Acabamento: Inox
- Válvula Manual



- Bacia SIGMA US5040
- Acabamento: Inox
- Válvula Manual



- Bacia ALPHA US4040
- Acabamento: Inox
- Válvula Manual



BACIAS

DESIGNAÇÃO DO PRODUTO

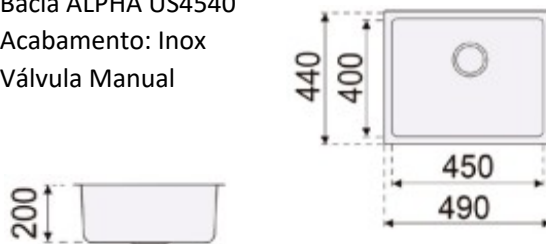
REF.



€



- Bacia ALPHA US4540
- Acabamento: Inox
- Válvula Manual

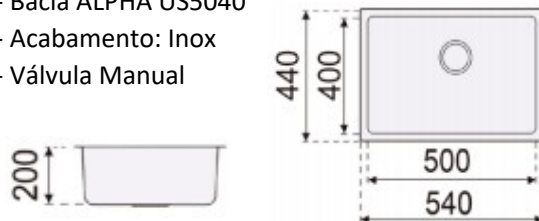


MBCA45X40I

1



- Bacia ALPHA US5040
- Acabamento: Inox
- Válvula Manual



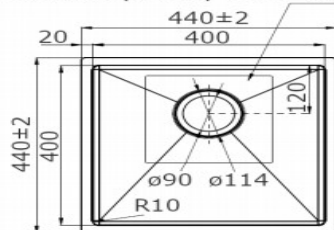
MBCA50X40I

1



- Bacia OMEGA US4540
- Acabamento: Inox
- Válvula Manual e Sifão
- Borracha no fundo e nas laterais da bacia

Borracha (Fundo) : 220*220mm



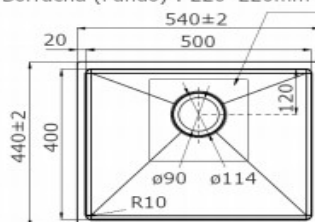
MBCO45X40I

1



- Bacia OMEGA US5040
- Acabamento: Inox
- Válvula Manual e Sifão
- Borracha no fundo e nas laterais da bacia

Borracha (Fundo) : 220*220mm 1 PCS



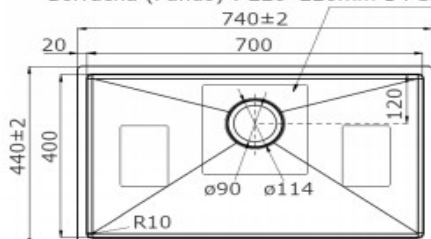
MBCO50X40I

1



- Bacia OMEGA US7040
- Acabamento: Inox
- Válvula Manual e Sifão
- Borracha no fundo e nas laterais da bacia

Borracha (Fundo) : 220*220mm 1 PCS



MBCO70X40I

1